

Problem Gambling Services



Announcements

Oregon Department of Human Services

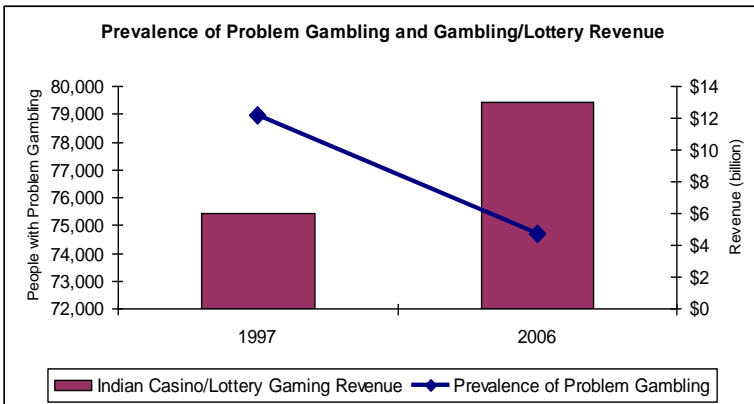
Addictions and Mental Health Division

March 2009

Colleagues:

Last week 1.2M was removed from the Problem Gambling Services budget. As the State seeks to balance the budget for this biennium they went looking into every nook and cranny to assist them in filling a very deep budget hole. The better news in this process is that we were able to absorb this cut without cutting client services. Any county or programs projecting need for additional funds before the end of June were allocated that amount. In some cases we removed funds from contracts, but only when underexpenditures were projected. As more information emerges regarding the 09-11 budget I will ensure you all hear it as soon as possible.
Paul D. Potter

Below is information on PGS system outcomes and achievements—we thought it appropriate to share with you during Problem Gambling Awareness Week.

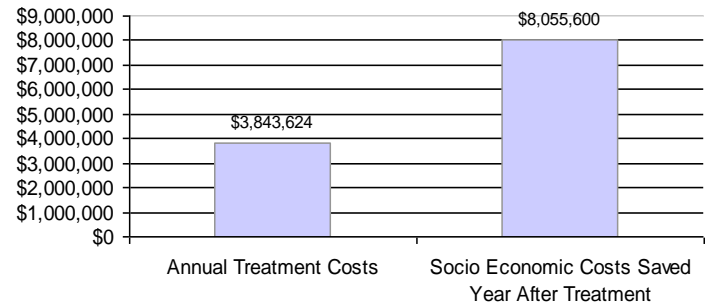


Each year more than 2,000 clients receive state-funded treatment and more than 2.4 million Oregonians are reached by prevention and awareness efforts. The prevalence of disordered gambling has remained stable or declined while gambling revenue increased.

*Moore, T. (2006). *The prevalence of disordered gambling among adults in Oregon: a replication study*. Portland, OR: Oregon Gambling Addiction Treatment Foundation.

**ECONorthwest (2008). *The Contributions of Indian Gaming to Oregon's Economy in 2006*. Portland, OR: ECONorthwest.

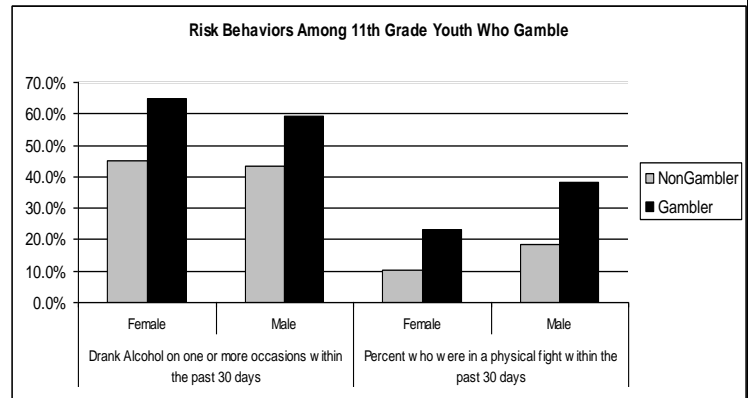
Problem Gambling Treatment: Costs vs Savings



Problem gambling treatment saves money. Of 2,012 people treated for problem gambling 822 were not gambling 6 months after treatment*. Gamblers cost society from \$3,000 to \$11,000 per year. Treating the 2,012 people for approximately \$3.8 million dollars created a savings of \$8.1 million dollars—a very good investment.**

*Herbert & Louis 2008 Oregon Gambling Treatment Evaluation

**Grinols, E. (2004). *Gambling in America Costs and Benefits*. Cambridge University Press.



One in 25 Oregon youth has, or is developing, a gambling problem*—that's one per classroom, yet it's commonly not addressed. The frequency of gambling among Oregon adolescents is correlated with alcohol, tobacco and marijuana use as well as with fighting, being in trouble at school and other key risk behaviors. Oregon is a leader in integrating problem gambling into its existing prevention efforts.**

*Volberg (2007) Oregon Youth and Their Parents: Gambling and Problem Gambling Prevalence and Attitudes

** Oregon Healthy Teens 2007



The statewide problem gambling helpline received 2297 specific calls for help with 92.7% being referred on to treatment.

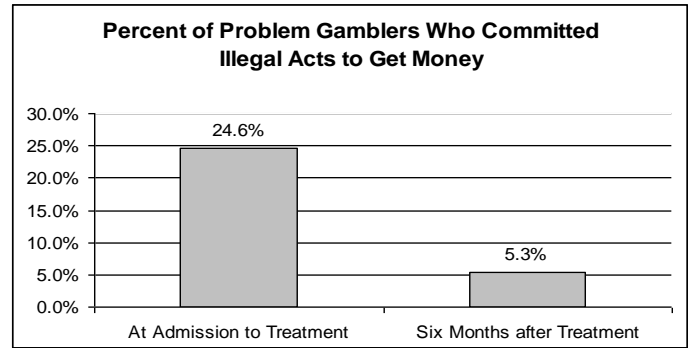
The helpline also offers an innovative chat/email/IM function in addition to help by phone.

Herbert and Louis Oregon Gambling Treatment Evaluation Report



Problem gamblers as a group are notorious for not seeking treatment. In order to decrease the impact of problem gambling, it is important to increase treatment utilization and intervene in a problem gambling episode before catastrophic harm is done. Therefore, a primary goal of Oregon's problem gambling service system has been to increase utilization. Looking at the increases on a biennium basis, beginning in 1995, the average rate of increase in enrollments was 28.7% for gamblers, 32.1% for family clients, and 29.3% overall.

Herbert and Louis Oregon Gambling Treatment Evaluation Report



Approximately 24.6% of problem gamblers entering treatment reported committing illegal acts to obtain gambling money. With the gambling related debt of just those in treatment in Oregon exceeding \$48.4 million, financial desperation leads some to embezzlement, theft and fraud. Illegal acts among problem gamblers were reduced after treatment.

Herbert and Louis Oregon Gambling Treatment Evaluation Report



Despite ever-increasing availability and popularity of gambling among Oregon youth, disordered gambling prevalence rates have declined:

1998	11.2%
2007	5.2%

“efforts in the State of Oregon to educate youth, their parents and teachers about the risks of adolescent gambling are indeed having an effect”.

Source: Volberg, R. (2008) Oregon Youth and Their Parents: Gambling and Problem Gambling Prevalence and Attitudes

Staff changes? Please notify Patricia ASAP so we can keep our records current!

patricia.alderson@state.or.us

Problem Gambling Services Staff		Helpline website: 1877mylimit.org	
Contact	Title	Phone	Email
Paul D. Potter	Problem Gambling Services Manager	503-945-9709	paul.d.potter@state.or.us
Wendy Hausotter	Prevention/Workforce Dev. Coordinator	503-945-9703	wendy.hausotter@state.or.us
Jackie Fabrick	Gambling Treatment Specialist	503-945-7815	jackie.fabrick@state.or.us
Greta Coe	Outreach Specialist	503-945-6187	greta.l.coe@state.or.us
Patricia Alderson	Administrative Support	503-945-9710	patricia.alderson@state.or.us

DHS Problem Gambling Services web site: <http://www.oregon.gov/DHS/addiction/gambling.shtml>